



District Report Card: 2017


State: Punjab	District: Hoshiarpur
Class: 8	Subject: Language
Schools: 51	Students: 1029


Participation/Coverage


Students

 GENDER	Boys		Girls	
	Number	%	Number	%
	559	54.32	470	45.68

 AREA	Rural		Urban	
	Number	%	Number	%
	840	81.63	189	18.37

 CATEGORY	SC		ST		OBC		GEN	
	Number	%	Number	%	Number	%	Number	%
	558	54.23	1	0.10	248	24.10	222	21.57

 CWSN	LD	VI	HI	S&LD	ID	Oth
	0	1	0	2	1	7

 Management	Government		Government-aided	
	Number	%	Number	%
	888	86.30	141	13.70

Average Performance of Students in Language (%)

Overall	Gender		Area		Management		Social Group			
	Male	Female	Rural	Urban	Govt.	Aided	SC	ST	OBC	GEN
56.71	54.50	59.33	56.80	56.30	55.75	62.74	55.15	46.67	57.90	59.34

Performance on Learning Outcomes (LOs)

Learning Outcomes	Description	Average Performance(%)
L813	Read textual/non-textual materials with comprehension and identifies the details, characters, main idea and sequence of ideas and events while reading	56.71

Range of Performance of Students who Answered Correctly							
Below 30%		30% - 50%		50% - 75%		Above 75%	
Number	%	Number	%	Number	%	Number	%
132	12.83	228	22.16	481	46.74	188	18.27

Lowest Performing Learning Outcomes (LOs)

1 - Read textual/non-textual materials with comprehension and identifies the details, characters, main idea and sequence of ideas and events while reading (56.71)